

Visits: Adding a New Visit using Mobile App

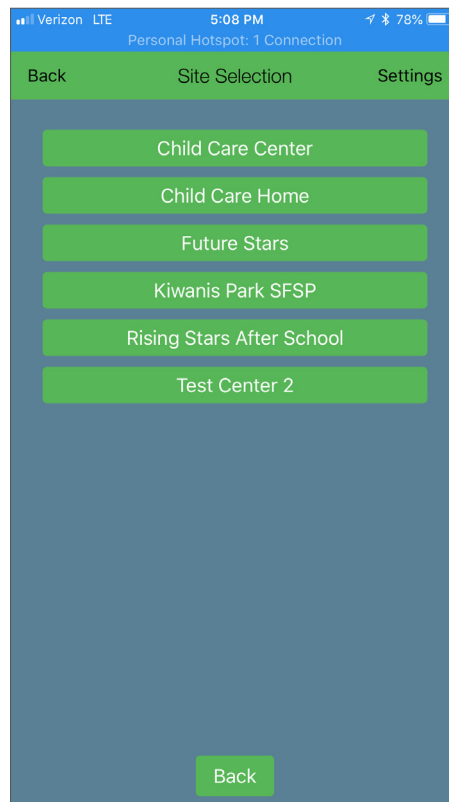


My Food Program has the ability to record and track review/monitoring visits made by sponsors to sites. There are two ways to enter visits:

1. Using the **My Food Program for Reviewers mobile app**.
2. Using a **paper-form and scanning it into My Food Program**.

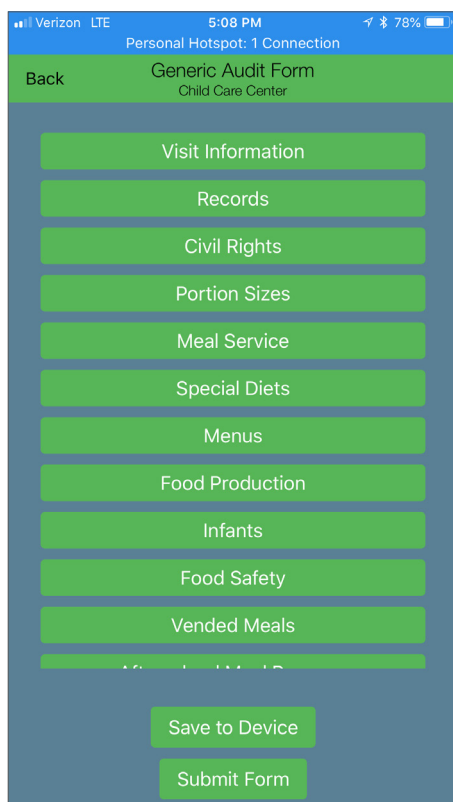
To add a new review visit using the My Food Program for Reviewers mobile app:

- Download the My Food Program for Reviewers mobile app, available on Google Play, iTunes and the Amazon Appstore.
- Login using the same username and password as for the web app and the meal count app.
- Select the site for the visit.



Visits: Adding a New Visit using Mobile App

- Select the name of the review form you are going to use. **Note:** we are able to input any custom form you want! Just send us the form in any version you have available (word, PDF, etc.) and we can mimic the same form in My Food Program! This is no additional charge for sponsors.
- Proceed through each section, answering questions as you go.



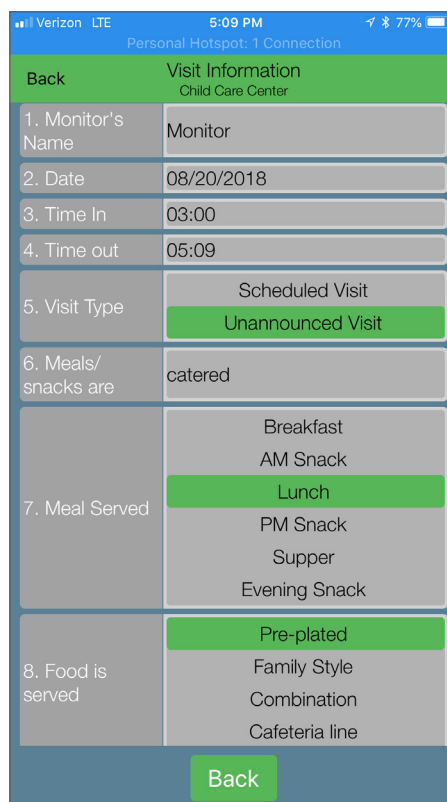
Verizon LTE 5:08 PM Personal Hotspot: 1 Connection 78%

Back Generic Audit Form
Child Care Center

- Visit Information
- Records
- Civil Rights
- Portion Sizes
- Meal Service
- Special Diets
- Menus
- Food Production
- Infants
- Food Safety
- Vended Meals

Save to Device

Submit Form



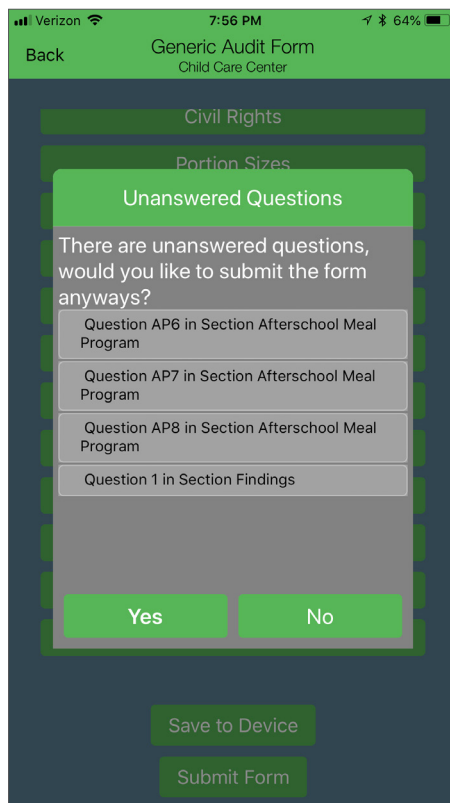
Verizon LTE 5:09 PM Personal Hotspot: 1 Connection 77%

Back Visit Information
Child Care Center

1. Monitor's Name	Monitor
2. Date	08/20/2018
3. Time In	03:00
4. Time out	05:09
5. Visit Type	Scheduled Visit Unannounced Visit
6. Meals/snacks are	catered
7. Meal Served	Breakfast AM Snack Lunch PM Snack Supper Evening Snack
8. Food is served	Pre-plated Family Style Combination Cafeteria line

Back

- Save the visit information.
 - If you are in a location without cellular or wifi connection, click the “Save to Device” when you have finished. The app will prompt you about any fields that are blank. When you are again in a location with cellular or wifi coverage, open the app again, select the saved form and then click “Submit Form”
 - If you are in a location with cellular or wifi connection, click the “Submit Form” button to record the visit.



- The visit results are now available for viewing and printing from the web app.
- Once you save a visit, an email is automatically sent to the main sponsor email account as an alert.

Visits: Adding a New Visit using Mobile App



To view or print a visit report entered using the mobile app:

- Click on “Visits” on the main dashboard.
- Click on the hyperlink for the date of the visit.
- Click on the hyperlink for the “Audit Report”.
- Print directly from your web browser.

Site	Child Care Center
Audit Date	2018-08-20 22:08:35.518
Site Audit Type	Generic Audit Form

Visit Information		
1	Monitor's Name	Monitor
2	Date	08/20/2018
3	Time In	03:00
4	Time out	05:09
5	Visit Type	Unannounced Visit
6	Meals/snacks are	catered
7	Meal Served	Lunch
8	Food is served	Pre-plated

	Records	Met	Not Met	N/A	Notes
R1	All staff have current CACFP training	X			completed 8/1/18
R2	All children have current enrollment forms	X			
R3	Information about WIC is provided	X			poster in entry
R4	Information on CACFP is provided "Building for the Future"	X			
R5	Facility license is current	X			