
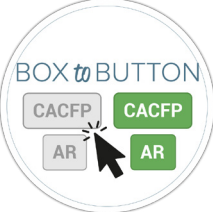


WEEKLY ENTRY BY ROSTER: MIXED CACFP/ARAM

ATTENDANCE & MEAL COUNT SCREENS

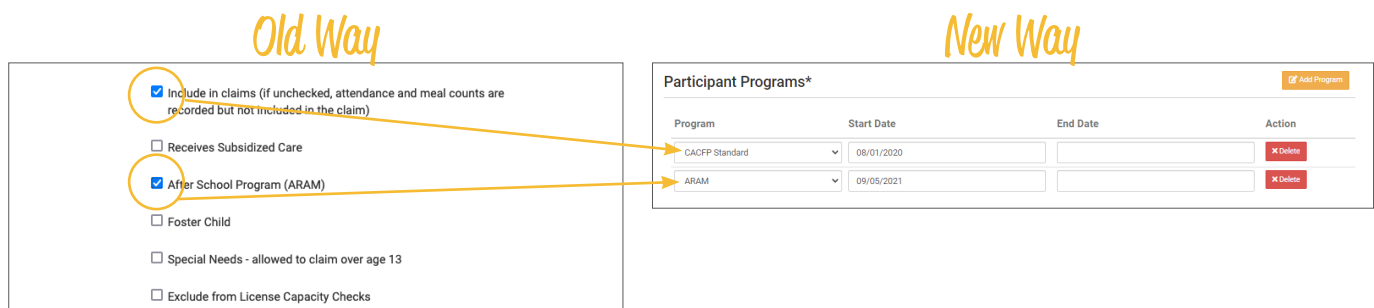
View our Help Center articles to learn more about using the improved [attendance and meal count screen](#).



- 1  Click the button to check a participant in for a meal
- 2 Designation for participants not included in claims (N/C box)
- 3 Feedback about why a meal count is disabled through hover text
- 4 Screen message about site closures

PARTICIPANT SCREEN

View our Help Center article to learn more about using the improved [participant screen](#).



The “Include in Claims” and “After School Program (ARAM)” boxes are now set as date ranges under Participant Programs. Unless a participant has declined the CACFP, there is nothing you need to do with the CACFP Standard Participant Program. If a participant has declined the Food Program (for example, they are providing their own food) or it is a staff person that needs to be counted but not claimed, please [reference our Help Center article on Non-CACFP Program Type](#). If you enroll a new school age child, or have a preschool child who becomes eligible for ARAM, you will need to add a new Participant Program row for ARAM. [Please reference our Help Center article on ARAM Program Type](#).